

DATA, NARRATIVE, ACTION

Asian Americans, Pacific Islanders, and
the Need for Data Disaggregation

Karthick Ramakrishnan

Professor, UC Riverside

Director, AAPI Data and Center for Social Innovation

Board member, The California Endowment

@CSIUCR

@karthickr

@aapidata



CSI

CENTER FOR SOCIAL INNOVATION

UCR

@CSIUCR
#InlandInnovators

What's Your DNA?

Data and Technology

Narrative Change
(Framing, storytelling, messaging)

Action
(Advocacy, Civic Engagement, Social Enterprise)





DEMOGRAPHIC DATA & POLICY RESEARCH ON
ASIAN AMERICANS & PACIFIC ISLANDERS

PEOPLE ▾ POLICY ▾ CIVIC LIFE ▾ COLLABORATIONS ▾ MULTIMEDIA ▾ QUICK STATS OUR BLOG Contact Us



Infographics

Deeper Dives

Our Blog

Report Series


Our Surveys

About Us

Community Fact Sheets

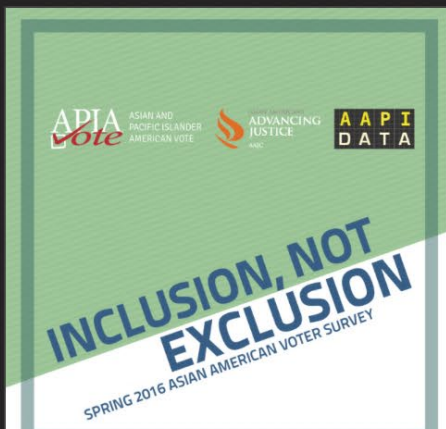
Cambodian Americans
Chinese Americans
Filipino Americans
Hmong Americans
Indian Americans
Japanese Americans
Korean Americans
Laotian Americans
Pakistani Americans
Vietnamese Americans

QUICK STATS



WHERE DO THE 1.7 MILLION ASIAN AMERICAN UNDOCUMENTED LIVE?

California		463,310
New York		166,806
Texas		148,612
New Jersey		115,680
Illinois		71,403
Virginia		58,218
Florida		58,184
Washington		56,987













a blog for



ABOUT DATA BITS

SEPTEMBER 8, 2017

WHERE DO THE 1.7 MILLION ASIAN AMERICAN UNDOCUMENTED LIVE?

California		463,310
New York		166,806
Texas		148,612
New Jersey		115,680
Illinois		71,403
Virginia		58,218
Florida		58,184
Washington		56,987



Source: Center for Migration Studies, 2015

One out of every 7 Asian immigrants is undocumented

Our Team



**Karthick
Ramakrishnan**
*Founder and
Director*



Jennifer Lee
Senior Researcher



Janelle Wong
Senior Researcher



Sono Shah
Researcher



Sunny Shao
Researcher




Community Facts

Select Groups (up to 3)

i.e. Vietnamese, Asian, US Average

Select Estimates

- ☐ Total Population
- ☐ Population Growth
- ☐ Age Distribution
- ☐ Top States
- ☐ Education
- ☐ Income and Poverty
- ☐ Political Participation
- ☐ Language
- ☐ Nativity
- ☐ Health Insurance
- ☐ Homeownership

 [Back to AAPI Data](#)

Sources

Estimate	Source
----------	--------

A Project of AAPI Data



QUICK STATS

DEMOGRAPHIC DATA & POLICY RESEARCH ON ASIAN AMERICANS & PACIFIC ISLANDERS

[National](#)

[State](#)

[County](#)

[Congressional District](#)

[Metro Area](#)

[Back to AAPI Data](#)



State Data

1. [Asian & NHPI Proportion of State Population](#)

2. [Detailed Origin for Asians by State](#)

3. [Detailed Origin for NHPIs by State](#)

4. [Poverty By State \(Asian Am\)](#)

5. [Citizen Voting Age Population \(Version A\)](#)

6. [Citizen Voting Age Population \(Version B\)](#)

7. [Educational Attainment by State \(AA and NHPI\)](#)

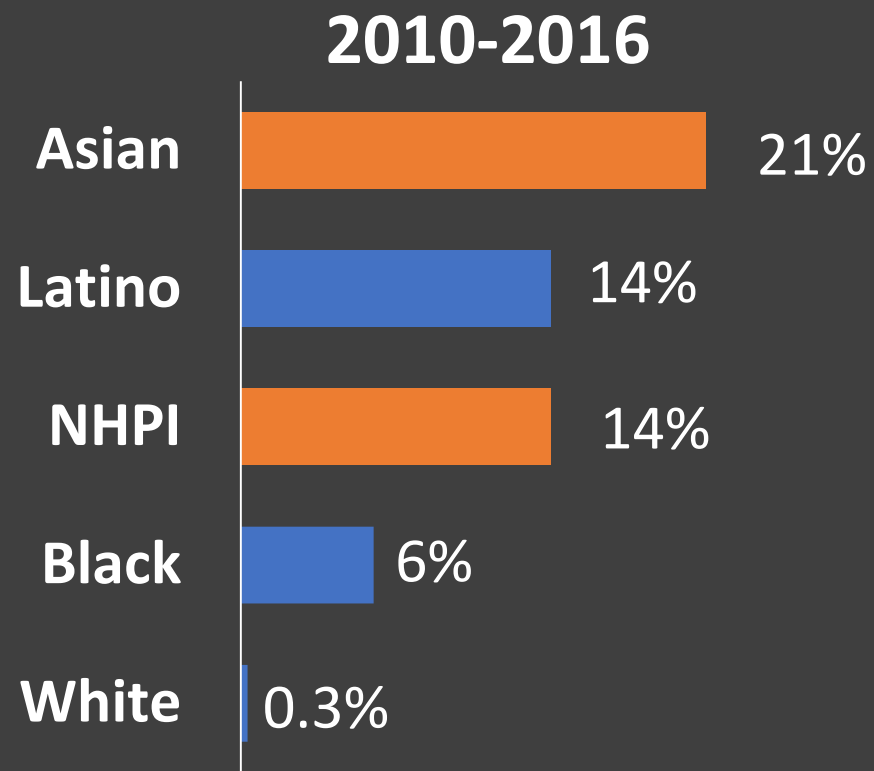
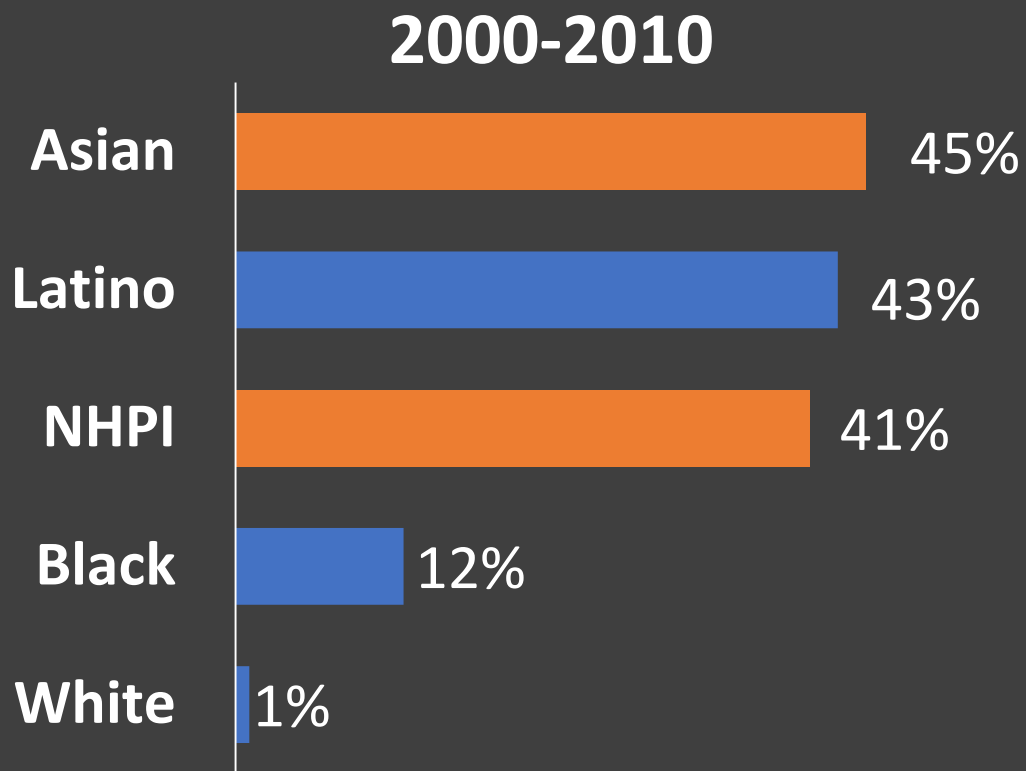
8. [Nativity By State](#)

9. [Health Insurance by State \(Asian Am\)](#)

10. [Asian Undocumented By Country of Origin By State](#)

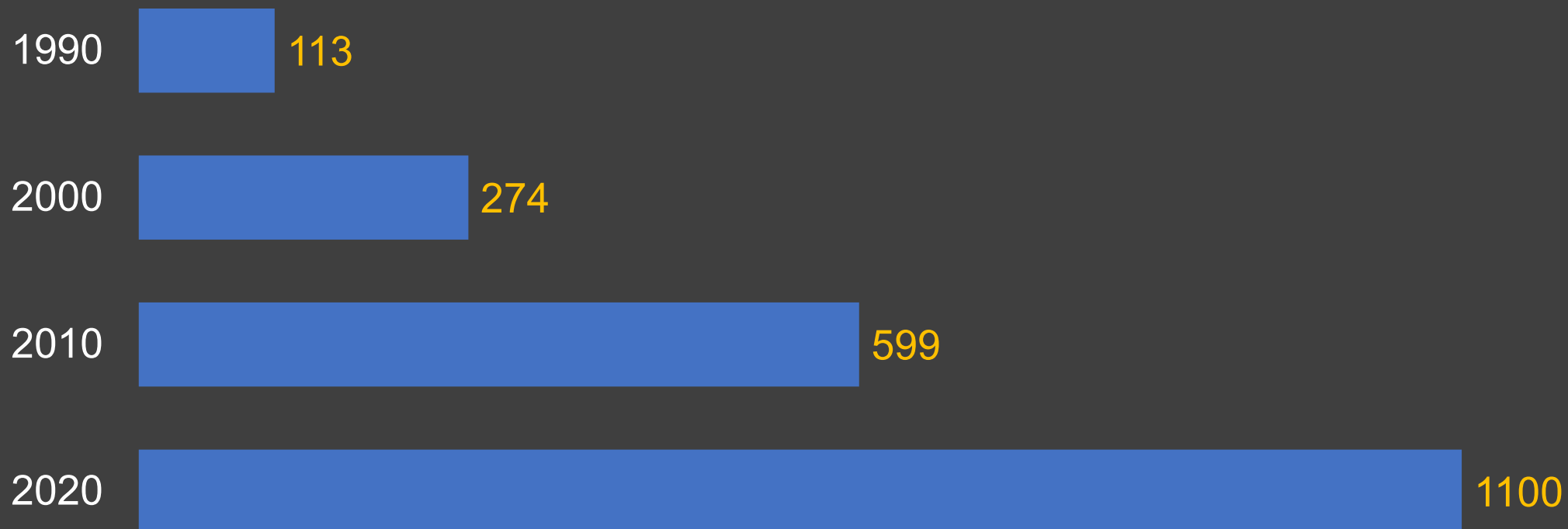
11. [Percent Asian Undocumented By Country of Origin By State](#)

Rapid Population Growth



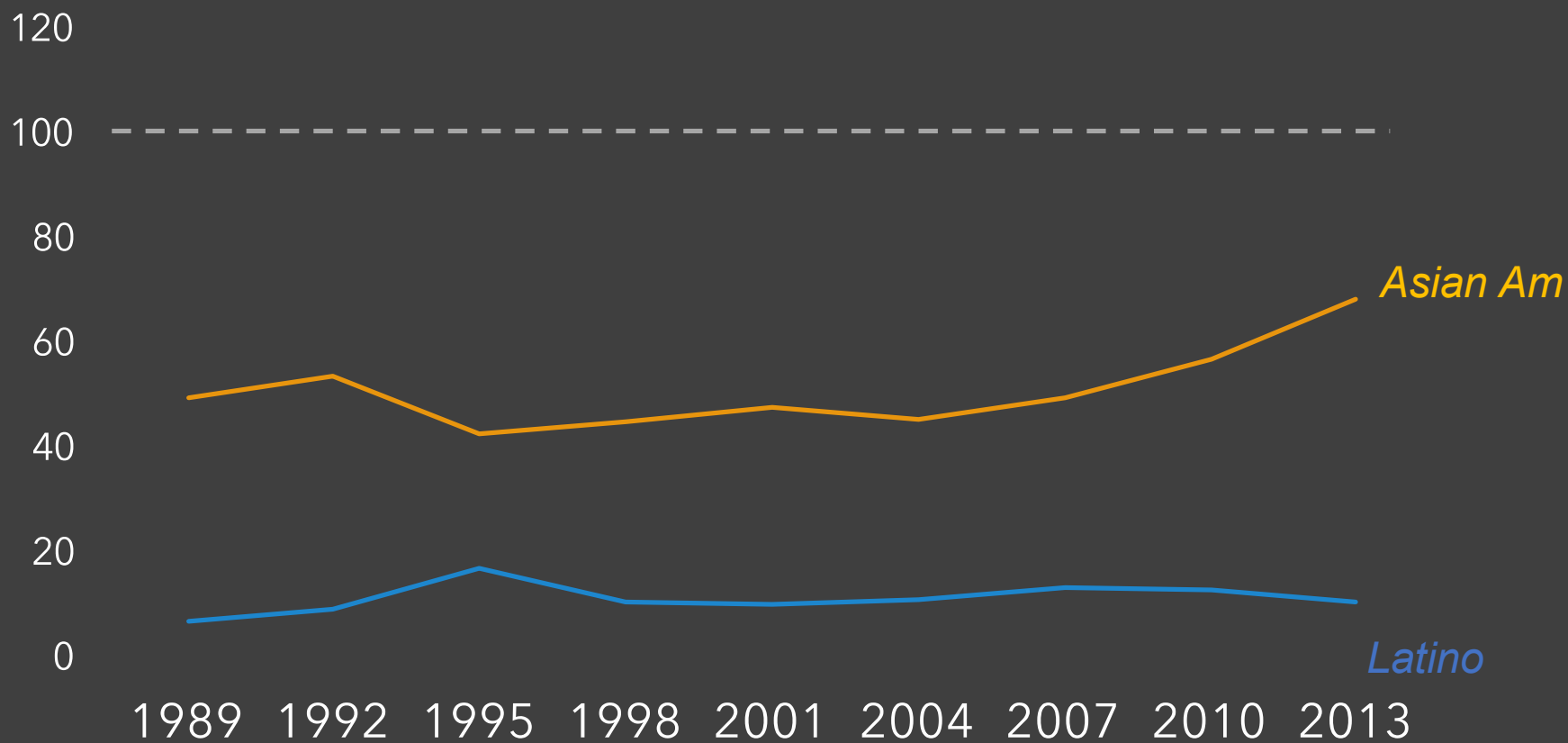
Purchasing Power

in billions

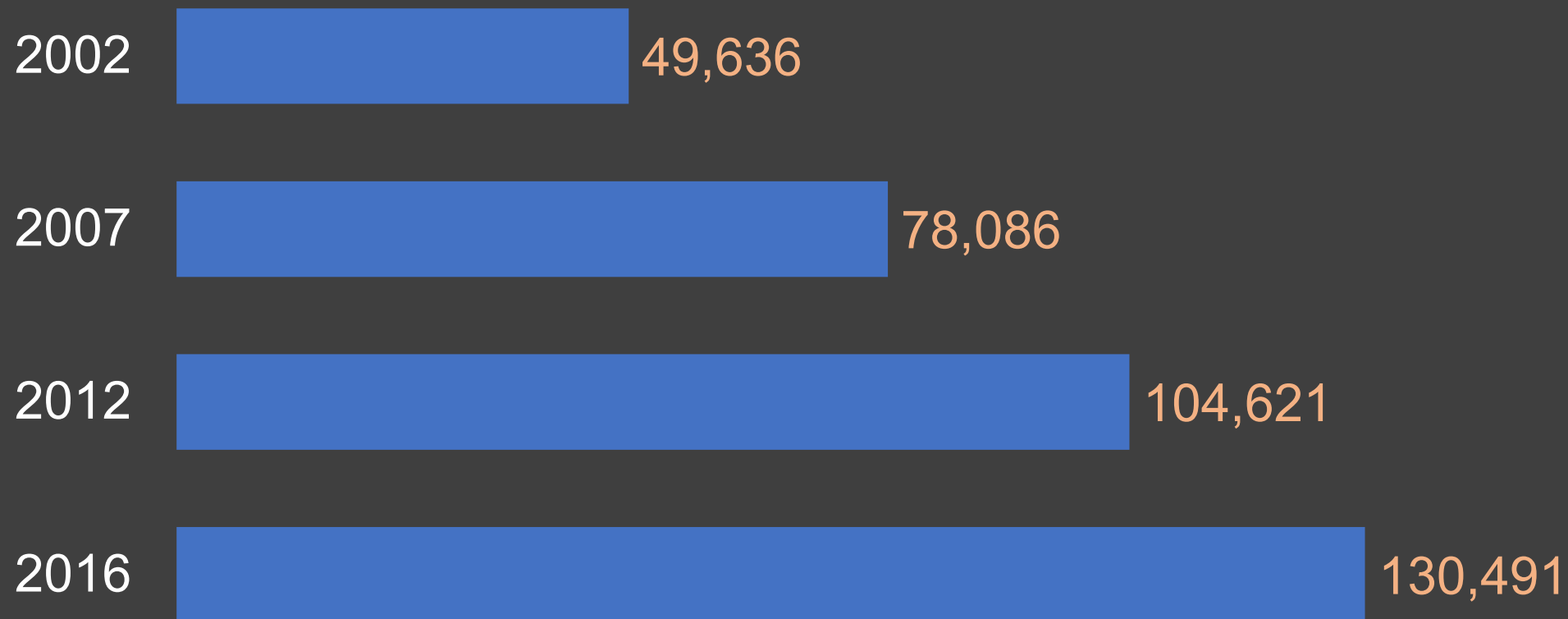


Wealth Generation

Net worth relative to Whites



Businesses Over \$1 Million in Receipts





So What's the Problem?

Differences in outcomes across communities

Good data is essential to any solution

National

The New York Times



A scene from the film "Crazy Rich Asians." There is no more economically divided group in the nation, with the gap among Asians nearly doubling since 1970.

Some Are 'Crazy Rich,' But Asians' Inequality Is Widest in the U.S.

By ADEEL HASSAN
and AUDREY CARLSEN

The leads of the new romantic comedy "Crazy Rich Asians" are precisely what you might expect, based on the title: picture-perfect images of the immigrant success story. Viewers might even get the impression from watching the film that every Asian lives a charmed life.

Nick Young (played by Henry Golding) and Rachel Chu (Constance Wu) are young, high-achieving professors at New York University. Nick is the son of a potently wealthy family from Singapore, while Rachel shared a hard-scrabble life with her mother, a Chinese immigrant, before becoming a star economist.

But that is not a full picture of the Asian-American experience. They are now the most economically divided racial or ethnic group in the country, displacing African-Americans, according to a new Pew Research Center analysis of United States Census Bureau data. The chart to the right shows that income inequality among Asian-Americans has nearly doubled from 1970 to 2016.

And in the city that Nick and Rachel call home? Asians in New York are the poorest immigrant group. The number of Asians living in poverty grew by 44 percent over about a decade and a half, to more than 245,000 in 2016, from 170,000 in 2000, according to the Asian American Federation.

While rich Asians have become the highest-earning group in the nation, income growth among poor Asians has largely stagnated. This trend mirrors that of other racial groups, though in-

The disparity in income is in part caused by the gap between immigrants who arrived on skills-based visas and those who did not. "Vietnamese, Cambodians, Laotians, they're primarily refugee populations," said Karthick Ramakrishnan, director of AAPEI Data, which publishes demographic data and policy research on Asian-Americans and Pacific Islanders.

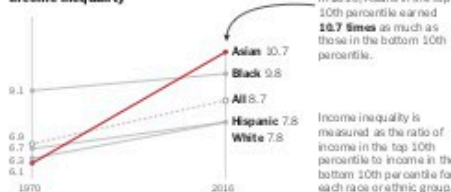
The difference becomes even more pronounced over time. "Existing immigrant Indians and Chinese are highly educated, and then they recruit their highly skilled relatives," Mr. Ramakrishnan said. "Family visas tend to go to highly educated people." So when President Trump and his Republicans allies call for an end to family-based immigration, they're asking to leave the best and the brightest out, he said.

English-language proficiency is also crucial to income, education, and access to health care. At the same time, even some highly educated immigrants may experience language barriers. About 55 percent of Asians have limited English proficiency, Mr. Lee said.


An article in The New York Times more than 50 years ago referred to the growing success of Japanese-Americans within a generation of their World War II internment, helping to solidify the image of Asian-Americans as a so-called model minority. But many Asian-Americans resist that characterization, saying it is false and dangerous, helping to mask bigger issues among an especially wide diaspora. "Crazy Rich Asians" will only reinforce the myth.

With income growth slowing to the

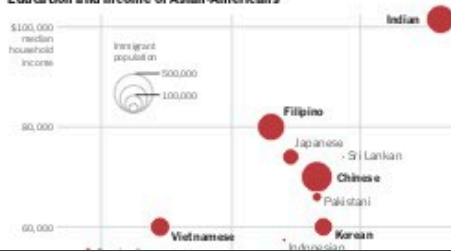
Income inequality



Gap between highest and lowest earners



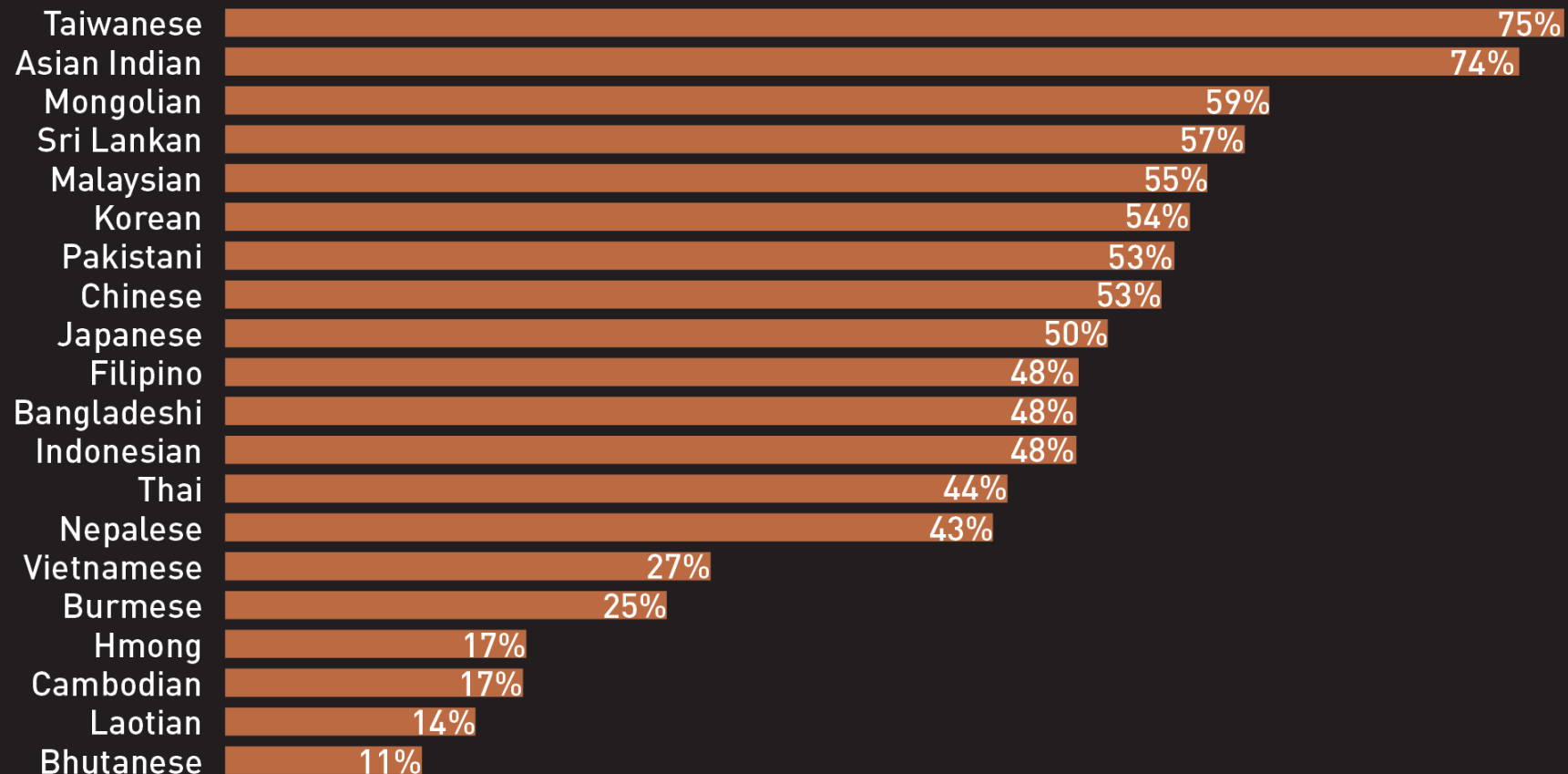
Education and income of Asian-Americans



A A P I
D A T A



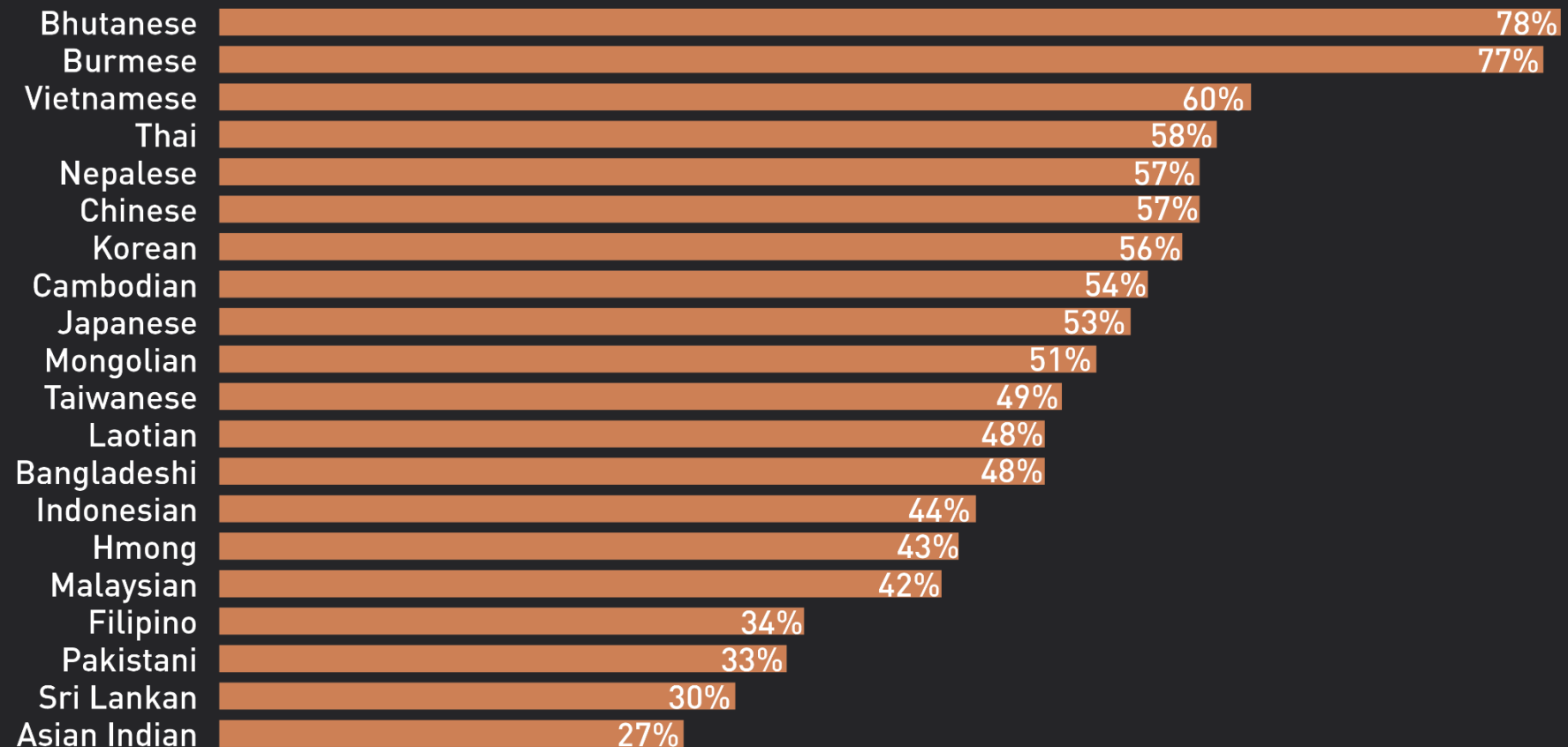
Bachelor's Degree or Higher (Asian Am)



Source: Analysis of 2015 American Community Survey Microdata

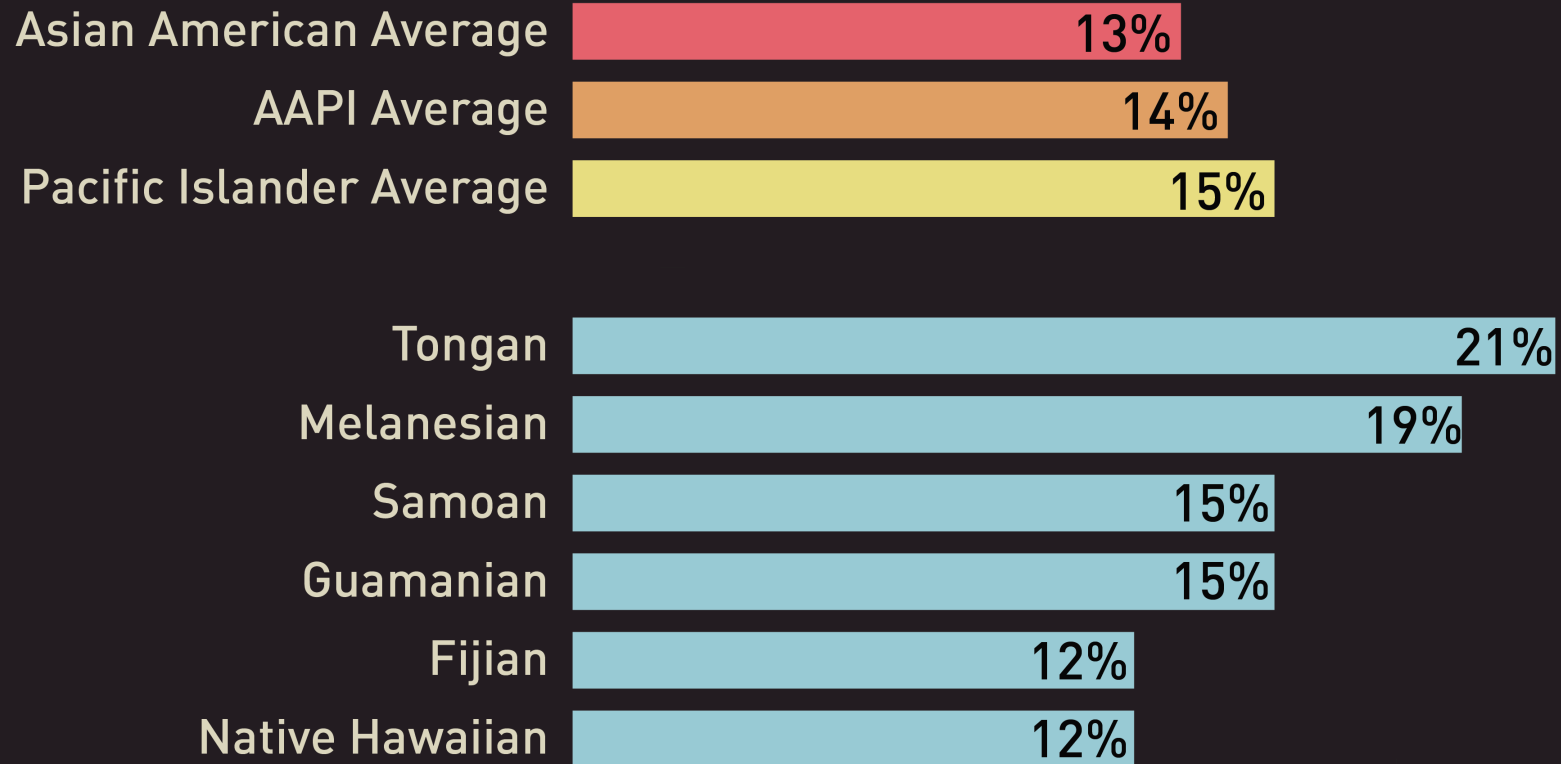


Limited English Proficiency



Source: Analysis of 2015 American Community Survey Microdata

Lack of Health Insurance Among Pacific Islanders



Source: 2011-2015 American Community Survey (5-year estimates)


Protests against... data disaggregation!



Threats to Census (not just external)

Remove sub-Asian boxes on Census Form 2020! Stop racist anti-Asian anti-immigrant legacy!

S. CENSUS 2020 -



The Current Version is Racially Discriminatory:

What is this person's race?
Mark 'X' one or more boxes **AND** print origins.

☐ White - Print, for example, German, Irish, English, Italian, Lebanese, Egyptian, etc. 2

☐ Black or African Am. - Print, for example, African American, Jamaican, Haitian, Nigerian, Ethiopian, Somali, etc. 2

☐ American Indian or Alaska Native - Print name of enrolled or principal tribe(s), for example, Navajo Nation, Blackfeet Tribe, Mayan, Aztec, Native Village of Barrow Inupiat Traditional Government, Nome Eskimo Community, etc. 2

☐ Chinese ☐ Vietnamese ☐ Native Hawaiian

☐ Filipino ☐ Korean ☐ Samoan

☐ Asian Indian ☐ Japanese ☐ Chamorro

☐ Other Asian - Print, for example, Pakistani, Cambodian, Hmong, etc. 2

☐ Other Pacific Islander - Print, for example, Tongan, Fijian, Marshallese, etc. 2

X

We Demand Racial Equality:

What is this person's race?
Mark 'X' one or more boxes **AND** print origins.

☐ White - Print, for example, German, Irish, English, Italian, Lebanese, Egyptian, etc. 2

☐ Black or African Am. - Print, for example, African American, Jamaican, Haitian, Nigerian, Ethiopian, Somali, etc. 2

☐ American Indian or Alaska Native - Print name of enrolled or principal tribe(s), for example, Navajo Nation, Blackfeet Tribe, Mayan, Aztec, Native Village of Barrow Inupiat Traditional Government, Nome Eskimo Community, etc. 2

☐ Asian or Asian Am. - Print, for example, Asian Indian, Chinese, Filipino, Japanese, Korean, Vietnamese, Hmong, Laotian, Thai, Pakistani, Cambodian, etc. 2

✓

28,023 have signed. Let's get to 35,000!




First name

Last name

Email

Los Angeles, 90008
United States

☒ Display my name and comment on this petition

 **Sign this petition**



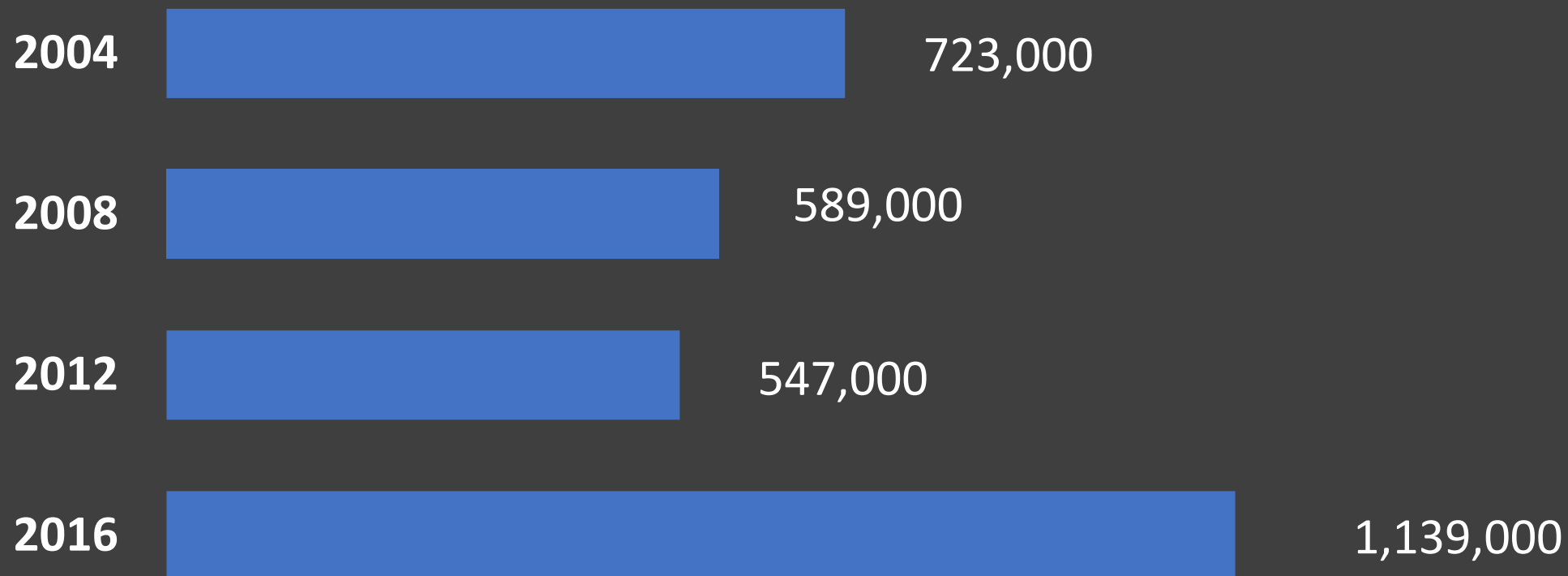
Swan Lee started this petition to [President of the United States](#) and 350 others

Dear fellow Americans for justice, brothers and sisters against racism,

By signing, you accept Change.org's [Terms of Service](#) and [Privacy Policy](#), and agree to receive occasional emails about campaigns on Change.org. You can unsubscribe at any time.

**POLITICAL POWER:
GLASS HALF FULL**

Record Gains in Voting (new voters)

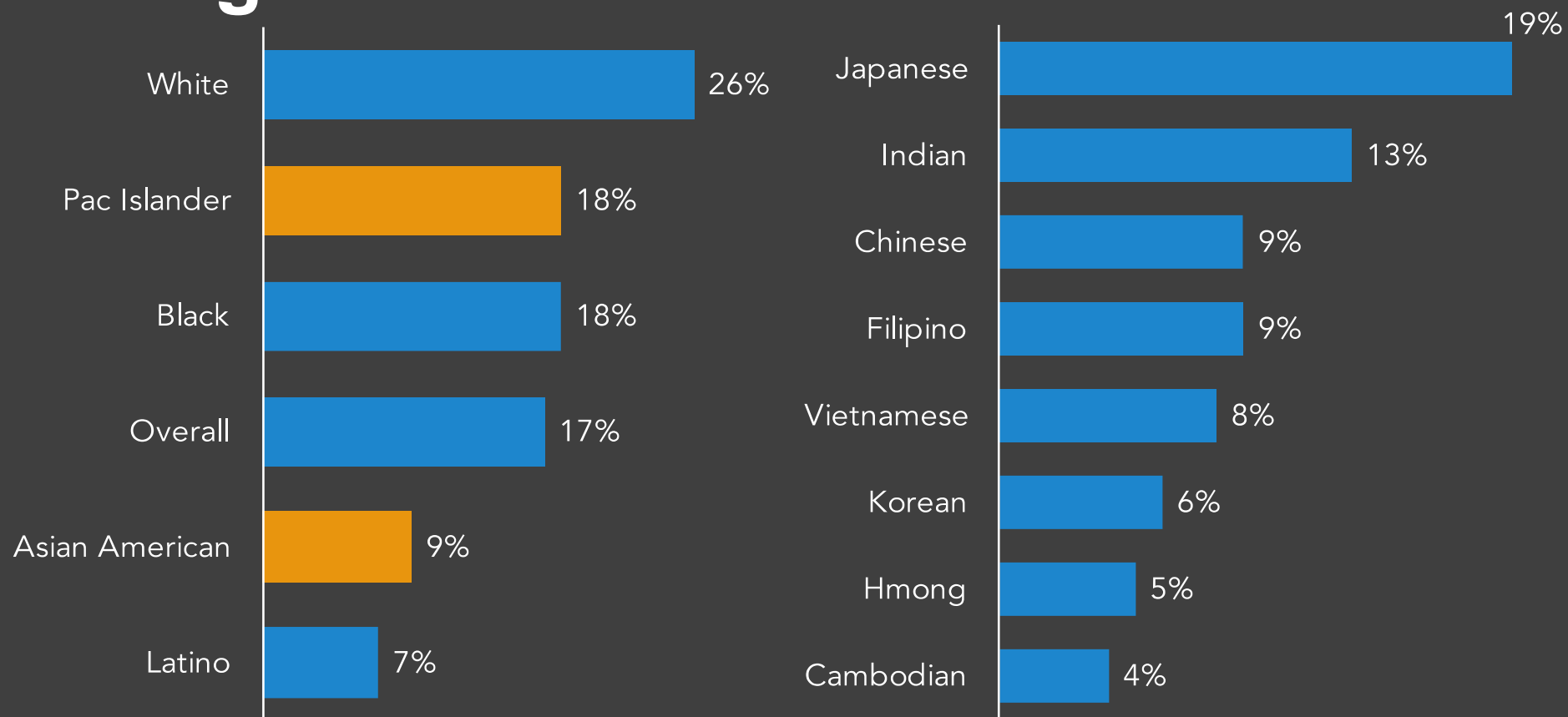


Racial Gaps in Voting

2016 Election



Contacting Public Officials



**PHILANTHROPIC
POWER:
GLASS MOSTLY EMPTY**

Bay Area Example

- AAPIs get 1% of philanthropy dollars
- But, we need to step in *giving*, too



Asian Americans 32% of pop in SF and SM counties
28% of those with incomes > \$100,000
2.7% of major donors; about 1% of giving

Project Uplift

Not just about civic duty

Visibility, Influence, Respect

- Board Development & Network
- Big Donor Strategy
- Small Donor Strategy





NATIONAL ASIAN AMERICAN COMMUNITY FOUNDATION

PROJECT
uplift

AAPIs continue to be underrepresented in many sectors. Join us to **uplift** voices in every industry → projectuplift.co

**IS THERE AN ASIAN
AGENDA?**

1. Inclusion

Immigrant Rights

Language Access

Representation in Entertainment

**Representation in Corporate
Leadership**

2. Protection

Gun Control

Environmental Protection

Health Care

3. Opportunity

Education

Why Education?

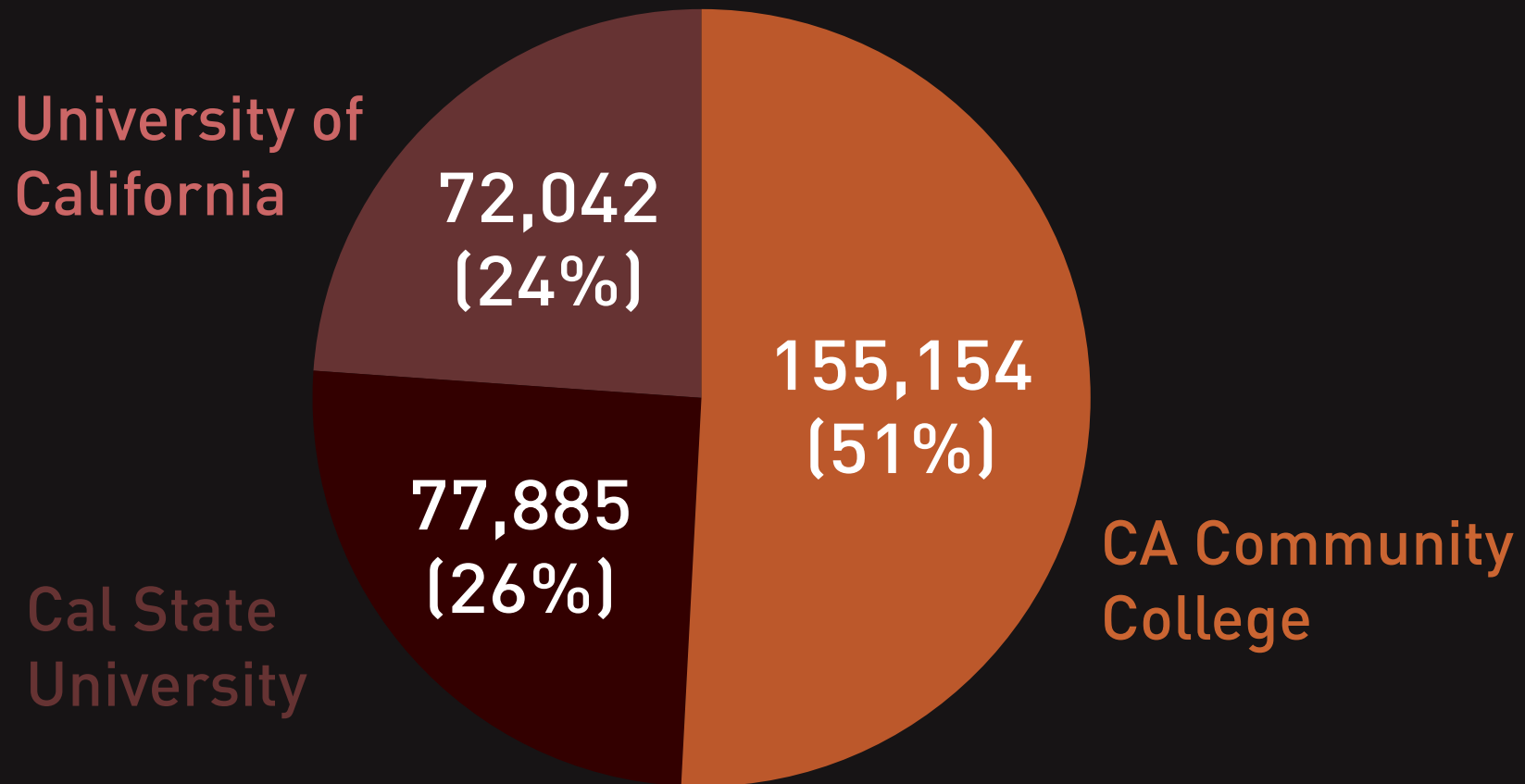
- Plays to stereotype
 - Example of Latino Caucus and immigration
- Big opportunity in California
 - Master Plan is broken
- Can be effective from local level all the way up

How to Own the Education Issue?



A A P I D A T A

AAPL Higher Education Enrollment in CA



Source: Fall Enrollments from UC 2016, CSU 2016, CCC 2015

Education

Access

Affordability

Quality

Call to Action

- Civic engagement, including grass-roots investment
- Philanthropy
- Issue leadership in California
 - Don't take anything for granted



Thank you!

@aapidata @karthickr @CSIUCR